

Classified
Cooper Lighting Solutions Photometric Lab
1121 Highway 74 South
Peachtree City, GA 30269



Scaled data based on original data using
LM-79-08 Approved Method: Electrical and Photometric Measurements of Solid-
State Lighting Products

Test Report Prepared for
Cooper Lighting Solutions
(formerly Eaton)

Brand: McGRAW-EDISON

Report Number: P588568

Luminaire Tested: **GAT-CA6-LED-100-730-U-33-5-X-X-GHSS**

Issue Date: 11/30/2021

Test Information

Test Method: LM-79-08
Report Number: P588568
TEST IS SCALED FROM IESNA LM-79-08 TEST DATA (G3-2109-372-13)
Test Lab: COOPER LIGHTING SOLUTIONS
Issue Date: 11/30/2021
Manufacturer: COOPER LIGHTING SOLUTIONS (FORMERLY EATON)
Product Line: McGRAW-EDISON
Catalog Number: GAT-CA6-LED-100-730-U-33-5-X-X-GHSS
Description: GENERATIONS SERIES AVENUE WITH NO CAGE, TYPE III REFRACTOR AND HOUSE SIDE SHIELD
Light Source: (3) 3000K CCT, 70 CRI LEDS
Ballast/Driver: -

Summary

Lumens per Lamp: N/A
Luminaire Lumens: 6722 lumens
Efficiency: N/A
Efficacy: 128.8 lumens/watt
Luminous Opening: Vertical Cylinder (Dia: 1.33' x H: 1.08')
IES Classification: Type III - Short - Non-Cutoff
BUG Rating: B1 - U3 - G5

Input Watts (W): 52.2
Input Voltage (V): 120
Input Current (Ain): NR
Voltage Rise (V): NR
Power Factor: NR
Total Harmonic Distortion (THDi): NR
Frequency (hertz): 60
Stabilization Time: NR
Operation Time: NR
Ambient Temperature (°C): NR
Test Distance: 24 FT

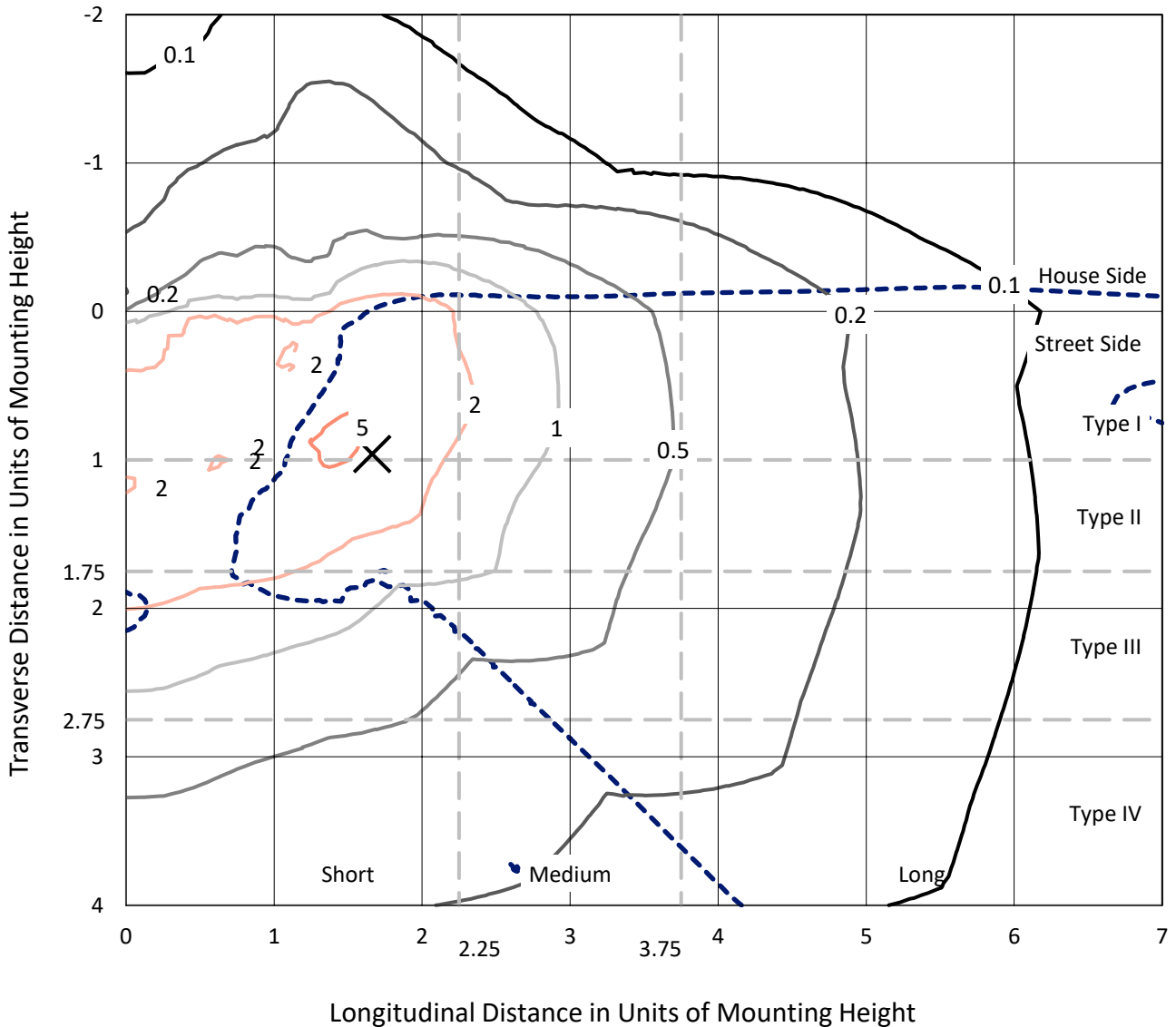


REPORT NUMBER: P588568

CATALOG NUMBER: GAT-CA6-LED-100-730-U-33-5-X-X-GHSS

Iso-Footcandle Lines of Horizontal Illumination

✕ Max cd
- - - 1/2 Max cd



Based on 10 foot mounting height. Maximum calculated value = 5.5 fc
Type III - Short - Non-Cutoff

Classified

Cooper Lighting Solutions Photometric Lab
1121 Highway 74 South
Peachtree City, GA 30269

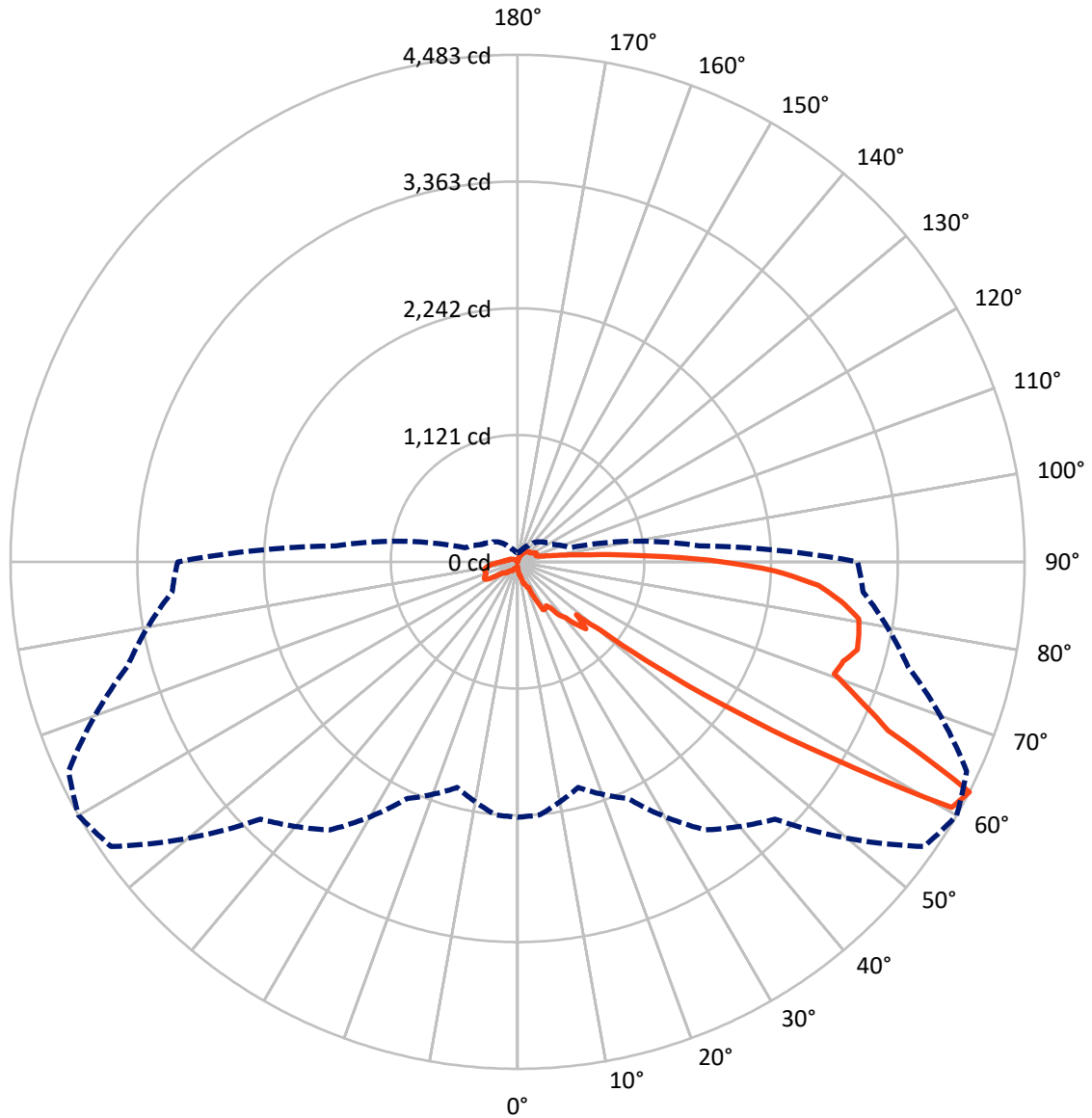
Scaled Data Report



REPORT NUMBER: P588568

CATALOG NUMBER: GAT-CA6-LED-100-730-U-33-5-X-X-GHSS

Luminous Intensity Polar Plot



— Vertical Plane Through 60-Deg Lateral - - - Horizontal Cone Through 62.5-Deg Vertical

Classified

Cooper Lighting Solutions Photometric Lab
1121 Highway 74 South
Peachtree City, GA 30269

Scaled Data Report



REPORT NUMBER: P588568

CATALOG NUMBER: GAT-CA6-LED-100-730-U-33-5-X-X-GHSS

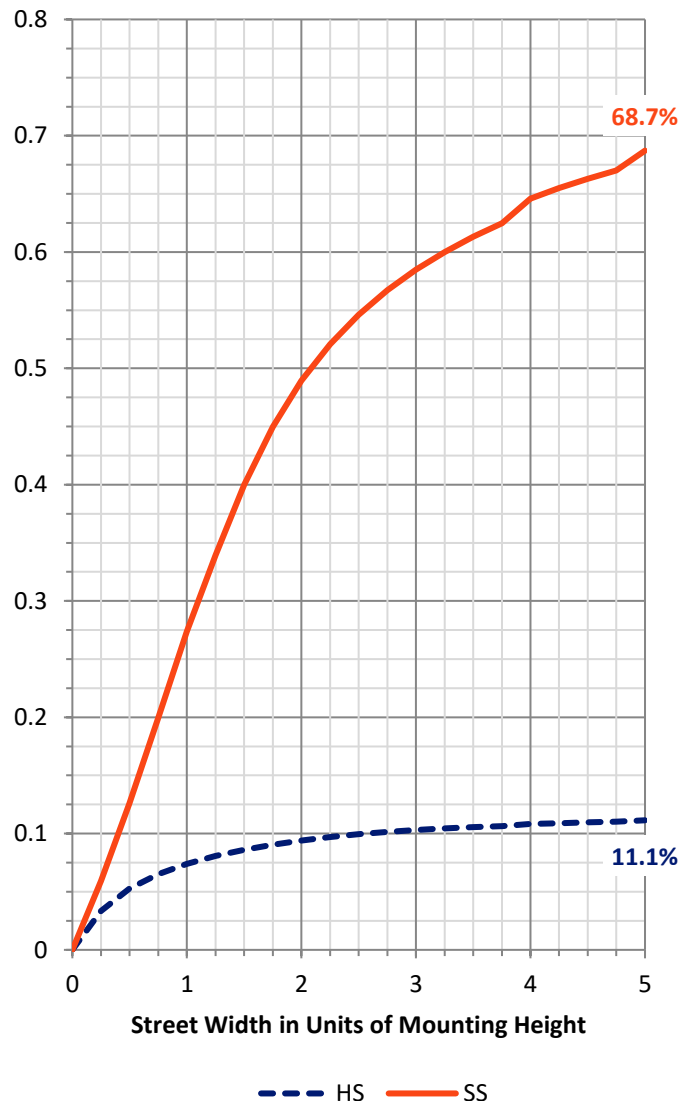
FLUX DISTRIBUTION:

		Downward	Upward	Total
House Side	Lumens	788.6	157.2	945.8
	% Fixture	11.7	2.3	14.1
Street Side	Lumens	5134.6	641.6	5776.2
	% Fixture	76.4	9.5	85.9
Total	Lumens	5923.2	798.8	6722.0
	% Fixture	88.1	11.9	100.0

ZONAL LUMENS:

Zone	Lumens	% Fixture
0°-10°	7.0	0.1
10°-20°	32.3	0.5
20°-30°	96.1	1.4
30°-40°	193.1	2.9
40°-50°	339.9	5.1
50°-60°	938.4	14.0
60°-70°	1622.6	24.1
70°-80°	1506.1	22.4
80°-90°	1187.6	17.7
90°-100°	376.8	5.6
100°-110°	134.4	2.0
110°-120°	110.4	1.6
120°-130°	72.6	1.1
130°-140°	51.7	0.8
140°-150°	33.5	0.5
150°-160°	15.4	0.2
160°-170°	3.8	0.1
170°-180°	0.1	0.0
0°-90°	5923.2	88.1
0°-180°	6722.0	100.0

Coefficient of Utilization



REPORT NUMBER: P588568

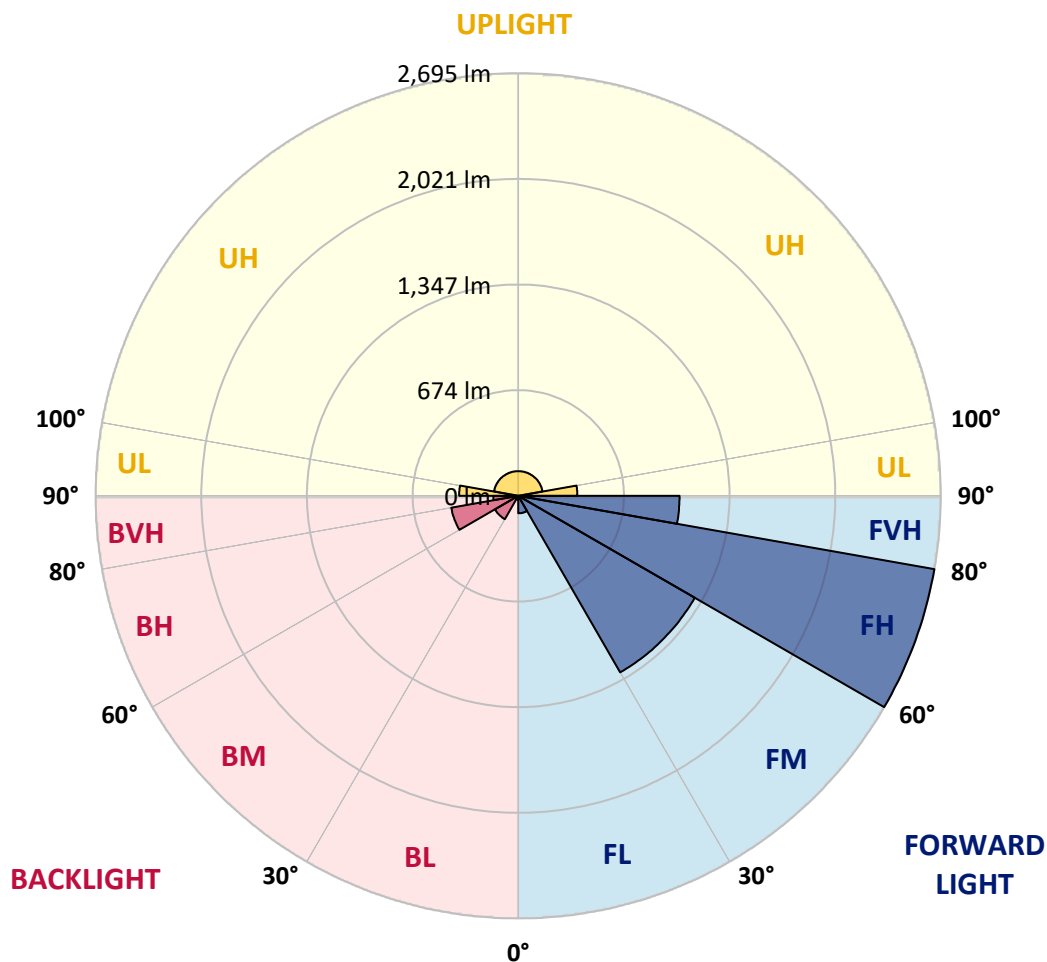
CATALOG NUMBER: GAT-CA6-LED-100-730-U-33-5-X-X-GHSS

LUMINAIRE CLASSIFICATION SYSTEM LUMEN TABLE AND BUG RATING:

Zone	Lumens	% Fixture	Zone Rating/Lumen Limit		
			B	U	G
FL (0°-30°)	111.6	1.7			
FM (30°-60°)	1299.8	19.3			
FH (60°-80°)	2694.9	40.1			G2/5000
FVH (80°-90°)	1028.3	15.3			G5
BL (0°-30°)	23.9	0.4	B0/110		
BM (30°-60°)	171.7	2.6	B0/220		
BH (60°-80°)	433.7	6.5	B1/500		G1/500
BVH (80°-90°)	159.2	2.4			G2/225
UL (90°-100°)	376.8	5.6		U3/500	
UH (100°-180°)	157.2	2.3		U3/500	

BUG Rating: B1-U3-G5

Type III Short





REPORT NUMBER: P588568

CATALOG NUMBER: GAT-CA6-LED-100-730-U-33-5-X-X-GHSS

CANDELA DISTRIBUTION (FULL):

	0°	5°	15°	25°	35°	45°	55°	60°	65°	75°	85°
0°	53.8	53.8	53.8	53.8	53.8	53.8	53.8	53.8	53.8	53.8	53.8
2.5°	79.7	77.6	78.6	78.6	79.7	75.5	71.4	68.3	65.2	61.0	55.9
5°	113.8	111.7	108.6	107.6	105.5	101.4	95.2	93.1	86.9	78.6	68.3
7.5°	138.6	137.6	136.6	133.4	131.4	125.2	117.9	114.8	107.6	96.2	83.8
10°	157.2	157.2	158.3	153.1	143.8	138.6	132.4	130.3	125.2	109.7	94.1
12.5°	172.8	170.7	162.4	158.3	154.1	155.2	156.2	155.2	153.1	127.2	105.5
15°	187.2	185.2	179.0	173.8	170.7	181.0	203.8	201.7	200.7	160.3	123.1
17.5°	197.6	197.6	203.8	207.9	213.1	197.6	193.4	199.7	206.9	176.9	139.7
20°	227.6	223.4	218.3	214.1	240.0	228.6	232.8	240.0	245.2	197.6	153.1
22.5°	214.1	215.2	237.9	246.2	233.8	227.6	242.1	245.2	246.2	226.6	159.3
25°	292.8	279.3	271.0	296.9	294.8	340.3	353.8	363.1	363.1	307.2	222.4
27.5°	404.5	404.5	439.7	507.9	496.6	497.6	482.1	481.0	500.7	519.3	338.3
30°	438.6	450.0	548.3	582.4	619.7	573.1	522.4	483.1	491.4	591.7	394.1
32.5°	449.0	459.3	578.3	541.0	554.5	535.9	543.1	463.4	443.8	545.2	383.8
35°	392.1	406.6	503.8	456.2	430.3	486.2	553.4	496.6	487.2	447.9	347.6
37.5°	523.4	530.7	564.8	557.6	565.9	569.0	649.7	597.9	608.3	541.0	439.7
40°	601.0	592.8	726.2	758.3	745.9	734.5	727.2	647.6	660.0	626.9	594.8
42.5°	738.6	729.3	823.4	843.1	846.2	816.2	850.3	750.0	719.0	650.7	740.7
45°	747.9	753.1	842.1	791.4	844.1	899.0	961.0	845.2	789.3	674.5	860.7
47.5°	662.1	684.8	880.3	835.9	784.1	735.5	759.3	700.3	654.8	533.8	827.6
50°	675.5	684.8	810.0	757.2	630.0	780.0	989.0	946.6	896.9	662.1	797.6
52.5°	955.9	951.7	1006.6	1009.7	1041.7	1171.0	1583.8	1549.7	1557.9	1289.0	1187.6
55°	1310.7	1308.6	1447.2	1668.6	1851.7	1914.8	2453.8	2319.3	2258.3	1997.6	2096.9
57.5°	1694.5	1712.1	1773.1	2083.4	2396.9	2478.6	3322.8	3253.4	3119.0	2605.9	2870.7
60°	2099.0	2088.6	1998.6	2202.4	2704.1	3111.7	4377.9	4411.0	4143.1	3280.3	3133.4
62.5°	2258.3	2244.8	2065.9	2309.0	2893.4	3217.2	4388.3	4483.4	4381.0	3572.1	3067.2
65°	2231.4	2200.3	1962.4	2153.8	2442.4	2737.2	3917.6	3602.1	3769.7	3652.8	2899.7
67.5°	2125.9	2118.6	1897.2	2002.8	2191.0	2229.3	3578.3	3259.7	3319.7	3725.2	2949.3
70°	1993.4	1991.4	1823.8	1903.4	2171.4	2132.1	3312.4	2970.0	2934.8	3334.1	2961.7
72.5°	1997.6	1995.5	1810.3	1837.2	2124.8	2060.7	3284.5	3011.4	2947.2	3141.7	2819.0
75°	2031.7	2033.8	1837.2	1867.2	2190.0	2075.2	3350.7	3103.4	3038.3	3123.1	2705.2
77.5°	1998.6	2015.2	1821.7	1889.0	2231.4	2073.1	3319.7	3085.9	2993.8	2970.0	2487.9
80°	1887.9	1910.7	1736.9	1814.5	2194.1	2101.0	3293.8	3059.0	2942.1	2811.7	2331.7
82.5°	1656.2	1680.0	1546.6	1617.9	2041.0	1986.2	3112.8	2885.2	2780.7	2553.1	2127.9
85°	1423.4	1478.3	1413.1	1423.4	1802.1	1818.6	2868.6	2667.9	2595.5	2396.9	2058.6
87.5°	1175.2	1222.8	1161.7	1088.3	1350.0	1445.2	2372.1	2272.8	2253.1	2115.5	1786.6
90°	870.0	913.4	877.2	781.0	914.5	974.5	1748.3	1693.4	1735.9	1578.6	1227.9
92.5°	631.0	638.3	595.9	516.2	609.3	638.3	1146.2	1062.4	1112.1	967.2	720.0
95°	422.1	439.7	406.6	372.4	441.7	444.8	706.6	644.5	617.6	555.5	430.3
97.5°	309.3	310.3	297.9	266.9	310.3	314.5	469.7	423.1	399.3	373.4	297.9
100°	245.2	245.2	226.6	206.9	216.2	224.5	326.9	294.8	282.4	271.0	224.5
102.5°	214.1	213.1	197.6	177.9	176.9	181.0	247.2	225.5	216.2	209.0	176.9
105°	202.8	201.7	186.2	165.5	160.3	157.2	205.9	191.4	185.2	179.0	159.3
107.5°	200.7	198.6	183.1	164.5	156.2	147.9	185.2	172.8	173.8	167.6	153.1
110°	202.8	202.8	189.3	177.9	164.5	153.1	186.2	172.8	176.9	174.8	159.3

Classified

Cooper Lighting Solutions Photometric Lab
1121 Highway 74 South
Peachtree City, GA 30269

Scaled Data Report



REPORT NUMBER: P588568

CATALOG NUMBER: GAT-CA6-LED-100-730-U-33-5-X-X-GHSS

CANDELA DISTRIBUTION (continued):

	0°	5°	15°	25°	35°	45°	55°	60°	65°	75°	85°
112.5°	197.6	202.8	197.6	190.3	175.9	166.6	194.5	179.0	184.1	184.1	164.5
115°	186.2	191.4	191.4	184.1	170.7	167.6	192.4	179.0	181.0	177.9	153.1
117.5°	170.7	173.8	171.7	163.4	152.1	150.0	179.0	172.8	172.8	163.4	142.8
120°	159.3	153.1	144.8	138.6	132.4	137.6	161.4	155.2	150.0	145.9	130.3
122.5°	142.8	135.5	126.2	123.1	119.0	126.2	146.9	141.7	136.6	134.5	123.1
125°	117.9	117.9	113.8	111.7	110.7	121.0	144.8	139.7	132.4	128.3	114.8
127.5°	113.8	113.8	110.7	108.6	109.7	122.1	141.7	136.6	128.3	123.1	110.7
130°	114.8	112.8	108.6	105.5	106.6	121.0	140.7	134.5	126.2	122.1	110.7
132.5°	108.6	106.6	103.4	101.4	100.3	114.8	133.4	130.3	124.1	114.8	102.4
135°	105.5	103.4	101.4	100.3	100.3	111.7	127.2	124.1	117.9	107.6	94.1
137.5°	104.5	102.4	98.3	97.2	96.2	106.6	119.0	116.9	110.7	101.4	90.0
140°	99.3	96.2	93.1	92.1	92.1	100.3	112.8	110.7	104.5	97.2	86.9
142.5°	92.1	90.0	86.9	86.9	87.9	96.2	109.7	108.6	101.4	93.1	83.8
145°	87.9	85.9	83.8	84.8	85.9	93.1	103.4	102.4	97.2	90.0	80.7
147.5°	80.7	79.7	77.6	76.6	78.6	84.8	96.2	96.2	93.1	83.8	74.5
150°	70.3	69.3	67.2	66.2	68.3	74.5	83.8	83.8	80.7	71.4	63.1
152.5°	59.0	57.9	57.9	59.0	61.0	64.1	72.4	73.4	70.3	61.0	53.8
155°	51.7	50.7	50.7	51.7	54.8	57.9	63.1	63.1	60.0	53.8	46.6
157.5°	44.5	43.4	43.4	44.5	47.6	49.7	54.8	53.8	51.7	46.6	40.3
160°	34.1	33.1	33.1	34.1	37.2	39.3	43.4	43.4	42.4	39.3	34.1
162.5°	25.9	24.8	24.8	25.9	27.9	29.0	32.1	33.1	33.1	31.0	26.9
165°	19.7	18.6	18.6	18.6	20.7	21.7	22.8	22.8	22.8	21.7	18.6
167.5°	12.4	11.4	11.4	12.4	13.4	13.4	14.5	14.5	13.4	13.4	11.4
170°	6.2	5.2	5.2	6.2	6.2	6.2	5.2	4.1	4.1	4.1	4.1
172.5°	2.1	1.0	3.1	3.1	2.1	0.0	0.0	1.0	1.0	1.0	0.0
175°	2.1	1.0	3.1	3.1	2.1	0.0	0.0	1.0	0.0	1.0	0.0
177.5°	1.0	1.0	3.1	3.1	2.1	0.0	0.0	0.0	0.0	1.0	0.0
180°	1.0	1.0	1.0	1.0	1.0	1.0	1.0	1.0	1.0	1.0	1.0



REPORT NUMBER: P588568

CATALOG NUMBER: GAT-CA6-LED-100-730-U-33-5-X-X-GHSS

CANDELA DISTRIBUTION (continued):

	90°	95°	105°	115°	125°	135°	145°	155°	165°	175°	180°
0°	53.8	53.8	53.8	53.8	53.8	53.8	53.8	53.8	53.8	53.8	53.8
2.5°	53.8	52.8	48.6	42.4	36.2	30.0	29.0	30.0	31.0	32.1	33.1
5°	64.1	60.0	51.7	42.4	34.1	25.9	21.7	19.7	18.6	19.7	20.7
7.5°	77.6	72.4	62.1	50.7	40.3	32.1	26.9	21.7	18.6	18.6	19.7
10°	86.9	80.7	68.3	55.9	45.5	36.2	30.0	24.8	21.7	19.7	19.7
12.5°	97.2	89.0	72.4	59.0	47.6	39.3	33.1	27.9	24.8	22.8	22.8
15°	108.6	99.3	79.7	62.1	50.7	41.4	36.2	31.0	26.9	24.8	24.8
17.5°	127.2	111.7	83.8	65.2	52.8	43.4	37.2	32.1	27.9	25.9	25.9
20°	135.5	117.9	84.8	68.3	55.9	45.5	38.3	32.1	29.0	26.9	26.9
22.5°	135.5	116.9	86.9	70.3	59.0	47.6	39.3	33.1	29.0	26.9	26.9
25°	170.7	128.3	89.0	75.5	62.1	49.7	41.4	34.1	30.0	27.9	27.9
27.5°	239.0	167.6	102.4	80.7	66.2	52.8	43.4	36.2	31.0	29.0	29.0
30°	262.8	187.2	116.9	94.1	72.4	55.9	45.5	38.3	33.1	30.0	30.0
32.5°	267.9	184.1	125.2	103.4	82.8	61.0	47.6	40.3	34.1	31.0	31.0
35°	242.1	170.7	125.2	107.6	89.0	68.3	52.8	42.4	35.2	32.1	31.0
37.5°	282.4	184.1	128.3	108.6	92.1	73.4	59.0	45.5	37.2	33.1	33.1
40°	365.2	218.3	143.8	114.8	93.1	76.6	65.2	50.7	40.3	35.2	35.2
42.5°	427.2	246.2	160.3	130.3	101.4	80.7	67.2	54.8	44.5	38.3	37.2
45°	480.0	273.1	174.8	144.8	115.9	90.0	71.4	59.0	48.6	42.4	41.4
47.5°	489.3	286.6	186.2	159.3	127.2	99.3	77.6	63.1	53.8	46.6	45.5
50°	472.8	287.6	190.3	168.6	139.7	109.7	84.8	68.3	57.9	50.7	50.7
52.5°	675.5	359.0	209.0	173.8	143.8	117.9	94.1	74.5	62.1	55.9	55.9
55°	1218.6	580.3	270.0	205.9	154.1	124.1	102.4	83.8	68.3	61.0	61.0
57.5°	1969.7	906.2	356.9	275.2	198.6	143.8	111.7	93.1	76.6	66.2	66.2
60°	2610.0	1278.6	434.5	335.2	260.7	197.6	135.5	105.5	85.9	73.4	72.4
62.5°	3005.2	1613.8	480.0	357.9	297.9	250.3	182.1	132.4	97.2	83.8	81.7
65°	2917.2	1781.4	499.7	355.9	295.9	266.9	217.2	164.5	116.9	96.2	93.1
67.5°	2679.3	1782.4	496.6	340.3	280.3	253.4	216.2	177.9	135.5	108.6	104.5
70°	2560.3	1751.4	481.0	329.0	267.9	236.9	200.7	163.4	133.4	115.9	113.8
72.5°	2503.4	1730.7	471.7	326.9	265.9	230.7	190.3	145.9	120.0	110.7	112.8
75°	2516.9	1743.1	475.9	330.0	270.0	233.8	186.2	135.5	105.5	95.2	97.2
77.5°	2486.9	1718.3	482.1	329.0	267.9	228.6	173.8	124.1	96.2	85.9	84.8
80°	2511.7	1664.5	467.6	318.6	252.4	207.9	154.1	110.7	87.9	80.7	79.7
82.5°	2321.4	1449.3	415.9	290.7	228.6	179.0	129.3	97.2	82.8	74.5	74.5
85°	2127.9	1175.2	356.9	255.5	188.3	140.7	103.4	84.8	72.4	66.2	66.2
87.5°	1614.8	842.1	276.2	210.0	157.2	121.0	94.1	81.7	71.4	67.2	66.2
90°	998.3	519.3	205.9	167.6	133.4	107.6	89.0	78.6	70.3	67.2	67.2
92.5°	558.6	332.1	159.3	137.6	114.8	96.2	81.7	71.4	64.1	61.0	61.0
95°	378.6	248.3	136.6	123.1	102.4	84.8	71.4	62.1	55.9	51.7	51.7
97.5°	274.1	195.5	121.0	110.7	92.1	74.5	63.1	53.8	48.6	46.6	46.6
100°	210.0	158.3	109.7	99.3	81.7	65.2	54.8	46.6	41.4	39.3	39.3
102.5°	168.6	133.4	99.3	90.0	72.4	57.9	46.6	38.3	34.1	33.1	32.1
105°	152.1	124.1	93.1	83.8	66.2	52.8	41.4	34.1	30.0	27.9	27.9
107.5°	147.9	124.1	92.1	81.7	63.1	49.7	37.2	31.0	26.9	24.8	24.8
110°	157.2	131.4	93.1	79.7	59.0	45.5	34.1	27.9	23.8	22.8	22.8

Classified

Cooper Lighting Solutions Photometric Lab
1121 Highway 74 South
Peachtree City, GA 30269

Scaled Data Report



REPORT NUMBER: P588568

CATALOG NUMBER: GAT-CA6-LED-100-730-U-33-5-X-X-GHSS

CANDELA DISTRIBUTION (continued):

	90°	95°	105°	115°	125°	135°	145°	155°	165°	175°	180°
112.5°	162.4	132.4	89.0	74.5	54.8	41.4	32.1	25.9	22.8	20.7	20.7
115°	149.0	119.0	81.7	66.2	48.6	37.2	30.0	24.8	20.7	18.6	18.6
117.5°	143.8	111.7	79.7	57.9	44.5	34.1	27.9	22.8	19.7	17.6	17.6
120°	143.8	108.6	70.3	50.7	40.3	31.0	25.9	20.7	17.6	16.6	16.6
122.5°	138.6	100.3	62.1	44.5	35.2	26.9	22.8	18.6	16.6	14.5	14.5
125°	126.2	93.1	50.7	40.3	32.1	24.8	20.7	17.6	14.5	13.4	13.4
127.5°	119.0	92.1	47.6	37.2	29.0	22.8	18.6	15.5	12.4	11.4	11.4
130°	117.9	92.1	44.5	33.1	25.9	19.7	16.6	13.4	11.4	10.3	10.3
132.5°	105.5	83.8	42.4	31.0	23.8	18.6	15.5	12.4	10.3	9.3	9.3
135°	95.2	77.6	41.4	29.0	21.7	16.6	13.4	11.4	8.3	8.3	8.3
137.5°	87.9	71.4	41.4	26.9	19.7	14.5	12.4	10.3	7.2	7.2	7.2
140°	82.8	66.2	40.3	25.9	17.6	13.4	11.4	8.3	6.2	6.2	6.2
142.5°	77.6	62.1	37.2	24.8	16.6	11.4	10.3	8.3	6.2	5.2	5.2
145°	71.4	56.9	33.1	22.8	15.5	10.3	9.3	7.2	5.2	4.1	4.1
147.5°	65.2	50.7	29.0	19.7	14.5	9.3	8.3	6.2	4.1	4.1	4.1
150°	55.9	43.4	25.9	17.6	12.4	8.3	7.2	5.2	4.1	3.1	3.1
152.5°	45.5	37.2	22.8	15.5	11.4	7.2	6.2	4.1	3.1	2.1	2.1
155°	40.3	33.1	20.7	13.4	9.3	6.2	5.2	3.1	3.1	2.1	2.1
157.5°	35.2	29.0	18.6	11.4	7.2	4.1	4.1	3.1	2.1	2.1	1.0
160°	29.0	24.8	15.5	9.3	6.2	3.1	3.1	2.1	2.1	1.0	1.0
162.5°	22.8	18.6	11.4	7.2	4.1	2.1	2.1	2.1	2.1	1.0	0.0
165°	15.5	13.4	8.3	5.2	3.1	1.0	1.0	2.1	1.0	1.0	0.0
167.5°	10.3	8.3	5.2	3.1	2.1	0.0	1.0	1.0	1.0	1.0	0.0
170°	4.1	4.1	3.1	2.1	0.0	0.0	0.0	1.0	1.0	1.0	0.0
172.5°	1.0	1.0	1.0	0.0	0.0	0.0	0.0	1.0	1.0	1.0	0.0
175°	1.0	1.0	1.0	1.0	0.0	0.0	0.0	1.0	1.0	1.0	0.0
177.5°	1.0	1.0	1.0	1.0	0.0	0.0	1.0	1.0	1.0	1.0	0.0
180°	1.0	1.0	1.0	1.0	1.0	1.0	1.0	1.0	1.0	1.0	1.0

(END OF REPORT)